

RAV BHARDWAJ & CO.
CHARTERED ACCOUNTANTS

B-10, RDC, RAJNAGAR
1-FLOOR, GHAZIABAD
PH: 2822888, 9868416041

To
The Finance Controller,
New Okhla Industrial Development Authority,
Main Administrative Block, Sector-6,
Noida

Date: 08.01.2015

SUB: Submission of Balance Sheet & Bank Reconciliation Statement for the F. Y. 2013-14

Sir,

Our firm was assigned the work of compilation of the Balance Sheet as at 31.03.2014 and preparation of Bank reconciliation statements for the financial year 2013-14 vide order no. Noida/finance & Accounts/2013/564 dated 04-04-2013.



This is to inform that the above work has been completed by us.

We are hereby submitting the Balance Sheet as at 31.03.2014 along with notes to accounts, Report on Compilation thereon and all known bank account reconciliation statements for the financial year 2013-14 attached herewith.


You are requested to take the above financial statements on record.

Thanking you,

Yours sincerely

For:- Rav Bhardwaj & Co.
Chartered Accountant

(Rav M.P. Singh)
Partner


ENCL: Two copies of balance sheet with all schedules and a copy of bank reconciliation statements.


SIFAAD (J) / A.O (C.A.)



8150
08/01/15

72/4
9/11



FC

RAV BHARDWAJ & CO.
CHARTERED ACCOUNTANTS

B-10, RDC RAJNAGAR
I-FLOOR, GHAZIABAD
PHONE: 2822888, 9868416041

REPORT ON COMPILATION OF ACCOUNTS

To,
The Finance Controller
New Okhla Industrial Development Authority,
Main Administrative Block, Sector-6,
NOIDA

Sir,

On the basis of information provided by the management, we have compiled the balance sheet of NEW OKHLA INDUSTRIAL DEVELOPMENT AUTHORITY as at 31-3-2014 and the statement of income and expenditure account for the year then ended as per prevailing practice of the Authority. The balance sheet and the statement of income and expenditure account are in agreement with the books of account. We have not audited or reviewed these financial statements and accordingly express no opinion thereon.

FOR: RAV BHARDWAJ & CO.

Chartered Accountants



(Signature)
(Rav M. P. Singh)
Partner

Date: 08.01.2015
Place: Noida

NEW OKHLA INDUSTRIAL DEVELOPMENT AUTHORITY

BALANCE SHEET AS AT 31 ST MARCH 2014

A	<u>SOURCES OF FUNDS</u>	SCH. NO	CURRENT YEAR	PREVIOUS YEAR
1	Fund for New Infrastructure Facilities	1	12,755,106,777.71	14,051,856,195.02
2	Fund for Maintenance & Creation of Public Utilities	1	19,132,660,165.53	21,077,784,291.48
	TOTAL		31,887,766,943.25	35,129,640,486.50
B	<u>APPLICATION OF FUNDS</u>			
1	Fixed Assets Net Block	2	854,841,452.71	741,979,678.85
2	Investments	3	639,149,000.00	639,149,000.00
3	Current Assets, Loans & Advances	4	264,339,406,829.61	241,069,302,169.70
4	LESS. Current Liabilities & Provisions	5	233,945,630,339.07	207,320,790,362.05
5	Net Current Assets		30,393,776,490.54	33,748,511,807.65
6	Notes on Accounts	16		
	TOTAL		31,887,766,943.25	35,129,640,486.50

As per our Compilation Report of even date

RAV BHARDWAJ & CO.
Chartered Accountants



M.P. Singh
RAV M. P. SINGH
Partner
M.No. -071918

Place : Noida
Date :

A.K. Garg
A.K. GARG
(A.O.)

V.K. Jain
V.K. JAIN
(S.F.A.O.)

G.P. Singh
G.P. SINGH
(F.C.)

Rama Raman
RAMA RAMAN
(C.C.E.O.)


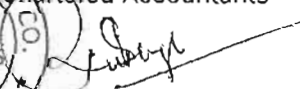
NEW OKHLA INDUSTRIAL DEVELOPMENT AUTHORITY


INCOME AND EXPENDITURE A/C FOR THE YEAR 2013-2014


S.NO.	PARTICULARS	SCH. NO.	CURRENT YEAR	PREVIOUS YEAR
A	<u>INCOMES</u>			
1	Rent	11	3,838,101,478.78	2,517,308,405.36
2	Fees	12	2,224,156,491.61	2,107,918,179.63
3	Other Incomes	13	1,502,560,534.42	1,459,925,261.87
4	Sale Of Forms	14	65,314,152.00	12,273,572.00
5	Interest	15	12,641,291,919.33	26,271,022,092.37
	TOTAL INCOMES		20,271,424,576.14	32,368,447,511.23
B.	<u>EXPENDITURES</u>			
1	Expenditure On Employees	6	1,014,120,550.22	979,443,722.32
2	Office Expenses	7	869,968,633.00	1,044,748,628.23
3	Miscellaneous Expenses	8	4,896,216,294.12	11,888,656,012.87
4	Expenditure On Public Amenities	9	13,821,058,556.33	12,945,402,674.78
5	Depreciation	2	130,244,815.14	143,698,524.79
6	Development Of Villages	-	2,628,688,370.00	1,648,966,696.00
7	Interest Expenses	10	153,000,900.58	131,152,413.00
8	Transfer for New Infrastructure Facilities		(1,296,749,417.30)	1,434,551,535.70
9	Transfer for Maintenance & Creation of Public Utilities		(1,945,124,125.95)	2,151,827,303.54
	TOTAL		20,271,424,576.14	32,368,447,511.23


Notes on Accounts

16


RAV BHARDWAJ & CO.
 Chartered Accountants

RAV M. P. SINGH
 Partner
 M.No. -071918


A.K. GARG
 (A.O.)


V.K. JAIN
 (S.F.A.O.)


B.P. SINGH
 (F.C.)


RAMA RAMAN
 (C.C.E.O.)

Place : Noida
Date :

NEW OKHLA INDUSTRIAL DEVELOPMENT AUTHORITY


FUNDS FOR NEW INFRASTRUCTURE FACILITIES , MAINTENANCE & CREATION OF PUBLIC UTILITIES

<u>S.NO.</u>	<u>PARTICULARS</u>	<u>CURRENT YEAR</u>	<u>PREVIOUS YEAR</u>
		<u>2013-2014</u>	<u>2012-2013</u>
1	<u>FUND FOR NEW INFRASTRUCTURE FACILITIES</u>		
	Opening Balance	14,051,856,195.02	12,617,304,659.32
	Current Year	(1,296,749,417.30)	1,434,551,535.70
	TOTAL	12,755,106,777.71	14,051,856,195.02
2	<u>FUND FOR MAINTENANCE & CREATION OF PUBLIC UTILITIES</u>		
	Opening Balance	21,077,784,291.48	18,925,956,987.94
	Current Year	(1,945,124,125.95)	2,151,827,303.54
	TOTAL	19,132,660,165.53	21,077,784,291.48
	TOTAL FUNDS	31,887,766,943.25	35,129,640,486.50



NEW OKHLA INDUSTRIAL DEVELOPMENT AUTHORITY											SCHEDULE - 2
Schedule of Fixed Assets as on 31.03.2014											
S.NO.	Particular	Dep. Rate	Balance as on 1.4.2013	Addition before 30.09.2013	Addition after 01.10.2013	Sold during 2013-2014	Total as on 31.03.2014	Dep. for the year 2013-14	Dep. up to 31.03.2013	Dep. up to 31.03.2014	Balance as on 31.03.2014
1	Building	10%	49,474,548.50	29,165,878.00	15,005,082.00	-	93,645,508.50	8,614,296.75	151,565,489.72	160,179,786.47	85,031,211.75
2	Furniture & Fixtures	10%	200,248,256.29	45,891,701.00	57,330,910.00	-	303,470,867.29	27,480,541.23	77,882,333.62	105,362,874.85	275,990,326.06
3	Vehicles	15%	137,725,235.64	17,220,597.00	4,872,529.00	-	159,818,361.64	23,607,314.57	76,208,098.92	99,815,413.49	136,211,047.07
4	Office Equipment	15%	70,765,326.87	4,982,052.00	4,827,297.00	-	80,574,675.87	11,724,154.11	55,972,557.80	67,696,711.91	68,850,521.76
5	Other (Machinery)	15%	158,621,864.86	27,884,438.00	12,201,627.00	51,000.00	198,656,929.86	28,883,417.45	193,077,415.66	221,960,833.11	169,773,512.41
6	Guest house Lucknow	10%	356,764.35	-	-	-	356,764.35	35,676.43	2,664,984.92	2,700,661.35	321,087.91
7	Electrical Fitting	15%	109,572.25	-	-	-	109,572.25	16,435.84	2,614,091.84	2,630,527.68	93,136.41
8	Computer	60%	15,908,703.70	7,780,575.00	16,014,903.00	-	39,684,181.70	19,006,038.12	116,247,460.04	135,253,498.16	20,678,143.58
9	Community Centre	10%	108,769,406.40	-	-	-	108,769,406.40	10,876,940.64	12,085,489.60	22,962,430.24	97,892,465.76
	Total		741,979,678.85	132,905,241.00	110,252,348.00	51,000.00	985,086,267.85	130,244,815.14	688,317,922.12	818,562,737.26	854,841,452.71

NOTE: Depreciation on Fixed Assets put to use on or after 1-10-2013 is calculated at 50% of the rates given hereabove



NEW OKHLA INDUSTRIAL DEVELOPMENT AUTHORITY

INVESTMENTS AS ON 31.03.2014

<u>S.NO</u>	<u>INVESTMENTS</u>	<u>CURRENT YEAR</u> <u>2013-2014</u>	<u>PREVIOUS YEAR</u> <u>2012-2013</u>
1	Investment with Taj Expressway Industrial Development Authority	50,000,000.00	50,000,000.00
2	Investment in UPFC Shares	201,424,000 00	201,424,000.00
3	Investment in UP Infrastructure Bond	20,000,000 00	20,000,000.00
4	Investment in PICUP Share	250,000,000 00	250,000,000.00
5	Investment in Uptron Powertronics	7,600,000.00	7,600,000.00
6	Investment in PICUP Bonds	10,000,000.00	10,000,000.00
7	Investment in Shares of Noida Toll Bridge Company Limited	100,000,000.00	100,000,000.00
8	Investment in Shares of Yamuna Power Generation Company Limited	125,000.00	125,000 00
	TOTAL	639,149,000.00	639,149,000.00



NEW OKHLA INDUSTRIAL DEVELOPMENT AUTHORITYCURRENT ASSETS, LOAN & ADVANCES AS ON 31.03.2014

S.NO	PARTICULAR	CURRENT YEAR	PREVIOUS YEAR
		2013-2014	2012-2013
1	<u>STOCK</u>		
	Stock & Stores	15,000,928.00	15,697,585.33
	Total [A]	15,000,928.00	15,697,585.33
2	<u>Building Under Construction</u>		
	Residential	797,631,010.29	797,631,010.29
	Commercial	130,532,305.20	130,532,305.20
	Industrial	44,247,117.95	44,247,117.95
	TOTAL [B]	972,410,433.44	972,410,433.44
3	<u>LOAN & ADVANCES</u>		
	Misc. Advances to staff	43,916,265.88	43,731,459.88
	Loan to U P Textiles Corporation	93,919,851.34	93,919,851.34
	Loan to UPIDA	10,000,000.00	10,000,000.00
	Deposit with GMTD Noida-BSNL	750,000.00	750,000.00
	Deposit Works	15,462,242.32	15,462,242.32
	Loan to U.P. Handloom Corp.	50,000,000.00	50,000,000.00
	Loan to Yamuna Expressway Authority	10,833,333,332.00	12,500,000,000.00
	Loan to Gr.Noida Authority	9,000,000,000.00	9,125,000,000.00
	Advance to DM GZB. For D/O Khora Colony	200,000,000.00	200,000,000.00
	Loan to UPPCL	2,500,000,000.00	2,000,000,000.00
	Loan to Agra Development Authority	1,000,000,000.00	-
	TOTAL [C]	23,747,381,691.54	24,038,863,553.54



4 OTHER CURRENT ASSETS

Work In Progress	90,059,463,296.29	75,659,209,196.29
Land	34,258,816,400.85	33,230,750,199.55
Advance to ADM(LA) for Land Acquisition	27,950,698,122.23	23,845,927,654.23
Amount Receivable Against ESI	6,698,950.00	6,698,950.00
Amount Receivable from Contractors	8,910,681.00	8,910,681.00
Amount Receivable from G. NOIDA Authority	50,000,000.00	50,000,000.00
TDS Receivable for A Y 2009-10 to 2013-14	1,841,978,541.41	1,112,703,494.00

TOTAL[D]**154,176,565,991.78****133,914,200,175.07****5 CASH & BANK BALANCES**

Cash in hand	149,450.00	130,704.00
Balance with Banks	9,427,898,334.85	7,329,311,681.61
Balance in Flexi Deposits	-	1,798,688,036.71
Short Term Investments in Bank FDR's	76,000,000,000.00	73,000,000,000.00

TOTAL [E]**85,428,047,784.85****82,128,130,422.32****TOTAL [A]+[B]+[C]+[D]+[E]****264,339,406,829.61****241,069,302,169.70****Details of Short Term Investment in Bank FDR's**

1	Investment with Allahabad Bank	-	8,000,000,000.00
2	Investment with FD-Central Bank	-	12,000,000,000.00
3	Investment Andhra Bank	-	8,000,000,000.00
4	Investment with Canara Bank	15,000,000,000.00	13,000,000,000.00
5	Investment with Bank of Baroda	20,000,000,000.00	15,000,000,000.00
6	Investment with P&S Bank	6,000,000,000.00	7,000,000,000.00
7	Investment with Bank of Maharashtra	6,500,000,000.00	-
8	Investment with Syndicate Bank	6,500,000,000.00	10,000,000,000.00
9	Investment with Union Bank of India	4,500,000,000.00	-
10	Investment with Vijaya Bank	7,500,000,000.00	-
11	Investment with Axis Bank	5,000,000,000.00	-
12	Investment with Oriental Bank of Commerce	5,000,000,000.00	-
	TOTAL	76,000,000,000.00	73,000,000,000.00



NEW OKHLA INDUSTRIAL DEVELOPMENT AUTHORITY

CURRENT LIABILITIES & PROVISIONS

S.NO	PARTICULARS	CURRENT YEAR	PREVIOUS YEAR
		<u>2013-2014</u>	<u>2012-2013</u>
1	Sundry Creditors	867,397,386.91	951,121,354.91
2	Deposit from Suppliers and Contractors Works	761,070,265.23	541,398,535.23
3	Deposit from Allottees		
	Industrial	26,396,477,140.03	23,774,184,193.46
	Residential/Gr.Hou./Hou.	125,701,300,450.34	111,092,598,168.42
	Commercial	54,917,262,280.90	47,608,340,274.17
	Institutional	22,223,178,872.18	20,806,717,354.18
4	Securities from Employees	-	10,348.00
5	Security - water meter	81,947,891.87	59,709,527.87
6	Security Deposit (Cont & Supplier)	809,453,663.63	583,808,630.63
7	Other Liabilities		
	CPF	2,027,086,314.98	1,787,881,026.18
	Other liabilities	160,456,073.00	115,020,949.00
	TOTAL	<u>233,945,630,339.07</u>	<u>207,320,790,362.05</u>



SCHEDULE -6

NEW OKHLA INDUSTRIAL DEVELOPMENT AUTHORITY

EXPENDITURE ON EMPLOYEES

S.NO.	PARTICULARS	CURRENT YEAR	PREVIOUS YEAR
		2013-2014	2012-2013
1	Salaries & Allowances	810,239,163.22	771,547,873.32
2	Contribution towards PF	74,586,355.00	71,462,414.00
3	Medical Expenses	91,034,165.00	87,243,581.00
4	Uniform to Staff	5,473,852.00	3,021,510.00
5	Honorarium	531,890.00	44,800.00
6	Gifts to Staff	17,969,700.00	16,279,411.00
7	Bonus	5,568,774.00	5,785,450.00
8	Employees Welfare	-	714,322.00
9	Gratuity	5,690,453.00	10,888,710.00
10	Ex-Gratia	325,000.00	450,000.00
11	Leave Salary & Pension Contribution	2,701,198.00	12,005,651.00
	TOTAL	1,014,120,550.22	979,443,722.32



NEW OKHLA INDUSTRIAL DEVELOPMENT AUTHORITY

ADMINISTRATIVE EXPENSES

S.NO.	PARTICULARS	CURRENT YEAR	PREVIOUS YEAR
		<u>2013-2014</u>	<u>2012-2013</u>
1	Maintenance of Office Building	674,878,303.00	949,898,350.00
2	Maintenance of Vehicles	93,459,655.00	43,122,335 00
3	Printing & Stationery	24,890,029.00	25,321,575.00
4	Travelling & Conveyance	4,863,516 00	4,495,868.00
5	Telephone Expenses	10,714,052.00	10,592,294.23
6	Postage & Telegraph	1,244,931.00	902,041.00
7	Maintenance of Office Equipment	47,519,760.00	-
8	Computerisation	12,398,387.00	10,416,165.00
	TOTAL	869,968,633.00	1,044,748,628.23



NEW OKHLA INDUSTRIAL DEVELOPMENT AUTHORITYMISCELLANEOUS EXPENSES

S.NO.	PARTICULARS	CURRENT YEAR	PREVIOUS YEAR
		<u>2013-2014</u>	<u>2012-2013</u>
1	Advertisement Expenses	236,252,064.00	148,830,207.00
2	Sundry Expenses	49,227,740.12	37,935,780.87
3	Legal Expenses	25,500,982.00	14,271,778.00
4	Meeting Expenses	2,089,309.00	546,783.00
5	Audit Fee	242,500,000.00	129,801,000.00
6	Consultancy Expenses	15,628,199.00	8,109,125.00
7	Grant to ITTUP	3,018,000.00	3,420,088.00
8	Grant to Gautam Buddha University	1,000,000,000.00	-
9	Grant to Udyog Bandhu	10,000,000.00	48,000,000.00
10	Grant to UPSRTC	-	51,378,083.00
11	Grant to UP Trade Promotion Authority	2,000,000.00	1,500,000.00
12	Grant to Noida & Greater noida education society	20,000,000.00	4,287,963,362.00
13	Income Tax	3,290,000,000.00	3,722,875,616.00
14	Amount of Tax paid to Banks against TDS & Interest on FDR Interest	-	3,434,024,190.00
	TOTAL	4,896,216,294.12	11,888,656,012.87



NEW OKHLA INDUSTRIAL DEVELOPMENT AUTHORITY

MAINTENANCE OF PUBLIC AMENITIES

S.NO.	PARTICULARS	CURRENT YEAR	PREVIOUS YEAR
		<u>2013-2014</u>	<u>2012-2013</u>
1	Maintenance of Water Supply	2,733,347,774.00	2,901,282,725.00
2	Maintenance of Roads	5,770,157,005.00	4,768,438,095.00
3	Health and Sanitation	513,995,881.00	353,697,414.00
4	Maintenace of Street Lights	1,176,255,181.33	1,884,003,399.78
5	Maintenance of Drains & Sewerage	1,988,505,476.00	1,807,435,060.00
6	Maintenance of Parks	1,217,768,488.00	689,454,901 00
7	Maintenance of Machinery	23,268,901.00	53,022,984.00
8	Security Expenses	144,342,249.00	96,603,677.00
9	Encroachment Expenses	2,454,237.00	10,206,820.00
10	Maintenance of Green Belt	250,963,364.00	381,257,599.00
	TOTAL	13,821,058,556.33	12,945,402,674.78



SCHEDULE -10

NEW OKHLA INDUSTRIAL DEVELOPMENT AUTHORITY

INTEREST EXPENSES

S.NO.	PARTICULARS	CURRENT YEAR	PREVIOUS YEAR
		<u>2013-2014</u>	<u>2012-2013</u>
1	Interest on Contributory Provident Fund	153,000,900.58	131,149,925.00
2	Interest on Loans against FDRs	-	2,488.00
	TOTAL	<u>153,000,900.58</u>	<u>131,152,413.00</u>



SCHEDULE -11

NEW OKHLA INDUSTRIAL DEVELOPMENT AUTHORITY

RENT INCOMES

S.NO.	PARTICULARS	CURRENT YEAR	PREVIOUS YEAR
		<u>2013-2014</u>	<u>2012-2013</u>
1	Lease Rent (Hou./ Resi./Gr.Hou.)	2,221,378,046.29	1,435,389,398.59
2	Lease Rent (Industrial)	604,656,480.25	257,562,585.56
3	Lease Rent (Institutional)	456,778,984.10	418,089,790.75
4	Lease Rent (Commercial)	463,589,840.14	399,728,257.46
5	Rent (Commercial)	86,105,237.00	3,670,000.00
6	Rent -Staff Houses	5,592,891.00	2,868,373.00
	TOTAL	<u>3,838,101,478.78</u>	<u>2,517,308,405.36</u>

Note - Lease Rent includes One Time Lease Rent also



NEW OKHLA INDUSTRIAL DEVELOPMENT AUTHORITY

FEEES

S.NO.	PARTICULARS	CURRENT YEAR	PREVIOUS YEAR
		<u>2013-2014</u>	<u>2012-2013</u>
A.	<u>DOCUMENTATION CHARGES</u>	1,088,049.00	421,119.00
	<u>TOTAL</u>	<u>1,088,049.00</u>	<u>421,119.00</u>
B.	<u>PROCESSING FEES</u>	<u>2013-2014</u>	<u>2012-2013</u>
1	Housing / Residential/Group Housing	8,825,581.00	8,245,048.08
2	Industrial	4,603,040.00	3,152,250.00
3	Commercial	5,563,450.00	542,457.00
4	Institutional	1,727,454.00	717,200.00
	<u>TOTAL</u>	<u>20,719,525.00</u>	<u>12,656,955.08</u>
C.	<u>TIME EXTENSION CHARGES</u>	<u>2013-2014</u>	<u>2012-2013</u>
1	Housing / Residential/Group Housing	490,310,930.20	570,102,676.50
2	Industrial	83,059,785.25	43,483,849.00
3	Commercial	21,020,346.00	43,567,581.25
4	Institutional	120,551,345.00	209,735,958.00
	<u>TOTAL</u>	<u>714,942,406.45</u>	<u>866,890,064.75</u>
D.	<u>TRANSFER CHARGES</u>	<u>2013-2014</u>	<u>2012-2013</u>
1	Housing / Residential/Group Housing	894,402,643.81	961,573,750.32
2	Industrial	138,636,160.95	25,848,018.00
3	Commercial	55,552,293.00	28,570,151.60
4	Institutional	114,354,913.30	31,030,156.00
	<u>TOTAL</u>	<u>1,202,946,011.06</u>	<u>1,047,022,075.92</u>



E. <u>PENALTY</u>		<u>2013-2014</u>	<u>2012-2013</u>
1	Housing / Residential/Group Housing	173,404,840.60	100,459,454.60
2	Industrial	8,951,888.00	8,212,952.00
3	Commercial	2,459,930.00	16,045,069.78
4	Institutional	19,297,211.00	1,683,963.00
<u>TOTAL</u>		<u>204,113,869.60</u>	<u>126,401,439.38</u>
F. <u>RENT PERMISSION CHARGES</u>		<u>2013-2014</u>	<u>2012-2013</u>
1	Industrial	28,327,834.00	3,877,910.60
2	Institutional	52,018,796.50	50,648,614.90
<u>TOTAL</u>		<u>80,346,630.50</u>	<u>54,526,525.50</u>
GRAND TOTAL (A+B+C+D+E)		<u>2,224,156,491.61</u>	<u>2,107,918,179.63</u>



NEW OKHLA INDUSTRIAL DEVELOPMENT AUTHORITYOTHER MISCELLANEOUS INCOMES

S.NO.	PARTICULARS	CURRENT YEAR	PREVIOUS YEAR
A	<u>FORFITURE</u>	<u>2013-2014</u>	<u>2012-2013</u>
1	Commercial	12,500,000.00	-
	TOTAL	12,500,000.00	-
B	<u>OTHER INCOMES</u>	<u>2013-2014</u>	<u>2012-2013</u>
1	Water and Sewer Charges	331,179,957.00	340,651,104.71
2	Building Plan Fees	868,571,120.57	970,315,014.16
3	Road Cutting Charges	37,277,722.06	56,839,930.00
4	Sale of Plants	208,784.00	233,227.00
5	Sundry Receipts	90,214,230.79	11,887,424.00
6	Hoarding/ Advertisement Fee	93,396,186.00	38,103,288.00
7	Restoration Fee	19,759,537.00	13,188,662.00
8	Dividend from Noida Toll Bridge	25,000,000.00	5,000,000.00
9	Parking Charges / Park Booking	24,452,997.00	23,706,612.00
	TOTAL	1,490,060,534.42	1,459,925,261.87
	TOTAL (A+B)	1,502,560,534.42	1,459,925,261.87



NEW OKHLA INDUSTRIAL DEVELOPMENT AUTHORITY

SALE OF FORMS

S.NO.	PARTICULARS	CURRENT YEAR	PREVIOUS YEAR
		<u>2013-2014</u>	<u>2012-2013</u>
1	Industrial	14,154,033.00	-
2	Housing / Residential	21,684,275.00	-
3	Commercial	1,260,490.00	-
4	Sale of Tender & Other Forms	28,215,354.00	12,273,572.00
	TOTAL	65,314,152.00	12,273,572.00



SCHEDULE -15

NEW OKHLA INDUSTRIAL DEVELOPMENT AUTHORITY

INTEREST INCOMES

S.NO.	PARTICULARS	CURRENT YEAR	PREVIOUS YEAR
		<u>2013-2014</u>	<u>2012-2013</u>
1	Interest from Investments in Bank FDRs & Loans	9,371,230,312.89	8,635,966,723.31
2	Interest on Lease Rent	131,424,135.26	133,267,784.75
3	Interest on Staff Advances	1,766,686.00	1,158,236.00
4	Interest on Saving Bank A/c	380,930,123.44	308,455,480.66
5	Interest from Allottees	2,755,940,661.74	17,192,173,867.65
	TOTAL	12,641,291,919.33	26,271,022,092.37



NEW OKHLA INDUSTRIAL DEVELOPMENT AUTHORITY

SCHEDULE-16

NOTES ON ACCOUNTS

(Forming part of Balance Sheet and Income and Expenditure Account)

1. The Accounting Policies not specifically referred to otherwise are consistent with the earlier years.
2. Accounts have been prepared on cash basis as per the past prevailing practice of the Authority i.e. all payments and incomes are accounted on receipt basis.
3. Fixed Assets are recorded at cost which includes all direct and indirect expenses upto date of acquisition, installation and put to use.
4. Depreciation on the fixed assets has been charged on WDV basis, at the rates prescribed under the Income Tax Act, 1961.
5. Stores & Spares are valued at cost.
6. Retirement Benefits in the form of provident fund are defined contribution schemes and the contributions are charged to Income & Expenditure account when the contributions to the respective funds are due.
7. Surplus of incomes over expenditure of the year has been appropriated in the proportion of 60:40 between Fund for Maintenance & Creation of Public Utilities and Fund for New Infrastructure Facilities as per past prevailing practice.
8. Sales entries of the leased out properties have not been booked in the Income and Expenditure Account and corresponding cost of land and development thereon too has not been booked in the Income and Expenditure Account.
9. Figures and schedules have been regrouped / rearranged, wherever necessary.

