


BALANCE SHEET AS AT 31 ST MARCH 2012

A	<u>SOURCES OF FUNDS</u>	SCH. NO	CURRENT YEAR	PREVIOUS YEAR
1	Fund for New Infrastructure Facilities	1	12,617,304,659.31	11,733,122,213.66
2	Fund for Maintenance & Creation of Public Utilities	1	18,925,956,987.94	17,599,683,319.45
	TOTAL		31,543,261,647.26	29,332,805,533.11
B	<u>APPLICATION OF FUNDS</u>			
1	Fixed Assets Net Block	2	499,770,462.64	351,865,917.90
2	Investments	3	639,024,000.00	639,024,000.00
3	Current Assets, Loans & Advances	4	216,561,667,771.71	188,245,790,634.43
4	LESS: Current Liabilities & Provisions	5	186,157,200,587.09	159,903,875,019.22
5	Net Current Assets		30,404,467,184.62	28,341,915,615.21
6	Notes on Accounts	16		
	TOTAL		31,543,261,647.26	29,332,805,533.11

As per our Compilation Report of even date



RAV BHARDWAJ & CO.
Chartered Accountants

RAV M. P. SINGH
Partner
M.No. -71918

Place : Noida
Date :

A.K. GARG
(A.O.)

V.K. JAIN
(S.F.A.O.)

G.P. SINGH
(F.C.)

RAMA RAMAN
(C.E.O.)

INCOME AND EXPENDITURE ACCOUNT FOR THE YEAR 2011-2012

S.NO.	PARTICULARS	SCH. NO.	CURRENT YEAR	PREVIOUS YEAR
A	INCOMES			
1	Rent	11	2,767,614,293.77	2,791,557,639.38
2	Fees	12	2,559,279,030.73	1,905,144,420.27
3	Other Incomes	13	2,179,625,639.31	1,313,473,709.86
4	Sale Of Forms	14	13,429,793.00	12,632,453.00
5	Interest	15	10,113,881,165.52	9,134,328,371.78
	TOTAL INCOMES		17,633,829,922.33	15,157,136,594.29
B.	EXPENDITURES			
1	Expenditure On Employees	6	1,003,819,840.93	999,902,625.84
2	Office Expenses	7	374,438,983.00	460,591,611.00
3	Miscellaneous Expenses	8	5,198,534,925.95	2,144,559,313.27
4	Expenditure On Public Amenities	9	7,372,393,682.89	5,948,476,481.94
5	Depreciation	2	84,063,638.26	62,328,860.40
6	Devlopment Of Villages	-	1,131,206,023.00	1,778,647,713.00
7	Interest Expenses	10	258,916,714.15	349,107,177.00
8	Transfer for New Infrastructure Facilities		884,182,445.66	1,365,409,124.74
9	Transfer for Maintenance & Creation of Public Utilities		1,326,273,668.49	2,048,113,687.10
	TOTAL		17,633,829,922.33	15,157,136,594.29

Notes on Accounts


16





RAV BHARDWAJ & CO.
Chartered Accountants

RAV M. P. SINGH
Partner
M.No. -71918

Place : Noida
Date :


A.K. GARG
(A.O.)


V.K. JAIN
(S.F.A.O.)


G.P. SINGH
(F.C.)


RAMA RAMAN
(C.E.O.)

NEW OKHLA INDUSTRIAL DEVELOPMENT AUTHORITY

FUNDS FOR NEW INFRASTRUCTURE FACILITIES , MAINTENANCE & CREATION OF PUBLIC UTILITIES

<u>S.NO.</u>	<u>PARTICULARS</u>	<u>CURRENT YEAR</u>	<u>PREVIOUS YEAR</u>
		<u>2011-2012</u>	<u>2010-2011</u>
1	<u>FUND FOR NEW INFRASTRUCTURE FACILITIES</u>		
	Opening Balance	11,733,122,213.66	10,367,713,088.92
	Current Year	884,182,445.66	1,365,409,124.74
	TOTAL	<u>12,617,304,659.31</u>	<u>11,733,122,213.66</u>
2	<u>FUND FOR MAINTENANCE & CREATION OF PUBLIC UTILITIES</u>		
	Opening Balance	17,599,683,319.45	15,551,569,632.35
	Current Year	1,326,273,668.49	2,048,113,687.10
	TOTAL	<u>18,925,956,987.94</u>	<u>17,599,683,319.45</u>
	TOTAL FUNDS	<u>31,543,261,647.26</u>	<u>29,332,805,533.11</u>



NEW OKHLA INDUSTRIAL DEVELOPMENT AUTHORITY

Schedule of Fixed Assets as on 31.03.2012

S.NO.	Particular	Dep. Rate	Balance as on 1.4.2011	Addition before 30.09.2011	Addition after 01.10.2011	Sold during 2011-2012	Total as on 31.03.2012	Dep. for the year 2011-12	Dep. up to 31.03.2011	Dep. up to 31.03.2012	B on
1	Building	10%	61,079,689.50	-	-	-	61,079,689.50	6,107,968.95	139,960,348.71	146,068,317.66	54
2	Furniture & Fixtures	10%	95,359,729.72	40,380,968.00	34,661,447.00	-	170,402,144.72	15,307,142.12	43,150,664.19	58,467,806.31	152
3	Vehicles	15%	33,203,981.04	56,860,876.00	29,654,998.00	81,800.00	119,638,055.04	15,721,583.41	38,450,541.52	54,182,124.93	102
4	Office Equipment	15%	51,597,294.91	-	-	-	51,597,294.91	7,739,594.24	38,563,998.76	44,303,593.00	42
5	Other (Machinery)	15%	90,183,611.41	21,752,937.00	31,152,341.00	3,964,380.00	139,124,509.41	18,532,250.84	149,575,124.11	168,107,374.95	120
6	Guest house Lucknow	10%	440,449.81	-	-	-	440,449.81	44,044.98	2,581,299.46	2,625,344.44	
7	Electrical Fitting	15%	151,657.10	-	-	-	151,657.10	22,748.57	2,572,006.99	2,594,755.56	
8	Computer	60%	19,849,504.41	7,377,879.00	14,172,917.00	-	41,400,300.41	20,588,305.15	77,301,616.33	97,889,920.48	20
	Total		351,865,917.90	126,372,660.00	109,641,703.00	4,046,180.00	583,834,100.90	84,063,638.26	490,175,599.07	574,239,237.33	499

NOTE: Depreciation on Fixed Assets put to use on or after 1.10.2011 is calculated at 50% of the rates given hereabove



NEW OKHLA INDUSTRIAL DEVELOPMENT AUTHORITYINVESTMENTS AS ON 31.03.2012

<u>S.NO</u>	<u>INVESTMENTS</u>	<u>CURRENT YEAR</u> <u>2011-2012</u>	<u>PREVIOUS YEAR</u> <u>2010-2011</u>
1	Investment with Taj Expressway Ind. Dev. Authority	50,000,000.00	50,000,000.00
2	Investment in UPFC Shares	201,424,000.00	201,424,000.00
3	Investment in UP Infrastructure Bond	20,000,000.00	20,000,000.00
4	Investment in PICUP Share	250,000,000.00	250,000,000.00
5	Investment in Uptron Powertronics	7,600,000.00	7,600,000.00
6	Investment in PICUP Bonds	10,000,000.00	10,000,000.00
7	Investment in Shares of Noida Toll Bridge Co. Ltd.	100,000,000.00	100,000,000.00
	TOTAL	639,024,000.00	639,024,000.00



NEW OKHLA INDUSTRIAL DEVELOPMENT AUTHORITYCURRENT ASSETS, LOAN & ADVANCES AS ON 31.03.2012

S.NO	PARTICULAR	CURRENT YEAR	PREVIOUS YEAR
		2011-2012	2010-2011
1	<u>STOCK</u>		
	Stock & Stores	9,475,469.11	4,369,358.00
	Total [A]	9,475,469.11	4,369,358.00
2	<u>Building Under Construction</u>		
	Residential	797,631,010.29	797,631,010.29
	Commercial	130,532,305.20	130,532,305.20
	Industrial	44,247,117.95	44,247,117.95
	TOTAL [B]	972,410,433.44	972,410,433.44
3	<u>LOAN & ADVANCES</u>		
	Misc. Advances to staff	41,389,067.04	49,068,726.04
	Loan to U.P. Textiles Corporation	93,919,851.34	93,919,851.34
	Loan to UPIDA	10,000,000.00	10,000,000.00
	Deposit with GMTD Noida-BSNL	750,000.00	750,000.00
	Deposit Works	15,462,242.32	14,046,906.32
	Loan to U.P. Handloom Corp.	50,000,000.00	50,000,000.00
	Loan to Yamuna Expressway Authority	26,250,000,000.00	40,000,000,000.00
	Loan to Gr. Noida Authority	13,500,000,000.00	-
	Advance to DM GZB. For D/O Khora Colony	200,000,000.00	
	TOTAL [C]	40,161,521,160.70	40,217,785,483.70



4 OTHER CURRENT ASSETS

Work In Progress	78,530,066,449.29	66,222,457,343.29
Land	32,859,967,688.98	30,753,620,053.18
Balance with ADM (LA)	14,948,949,596.23	10,872,178,612.23
Amount Receivable Against ESI	6,698,950.00	6,698,950.00
Amount Receivable from Contractors	8,910,681.00	7,786,464.00
Amount Receivable from G. NOIDA Authority	50,000,000.00	50,000,000.00
TDS Receivable for A.Y. 2009-10 to 2012-13	411,068,293.00	60,373,012.00
Deposit with IT Deptt for A.Y. 2003-04 & 2004-05 under Protest	713,989,236.00	-

TOTAL[D]

127,529,650,894.50

107,973,114,434.70

5 CASH & BANK BALANCES

Cash in hand	508,849.00	409,548.00
Balance with Banks	4,871,431,310.67	(143,324,290.28)
Balance in Flexi Deposits	16,669,654.29	221,025,666.87
Short Term Investments in Bank FDR's	43,000,000,000.00	39,000,000,000.00
TOTAL [E]	47,888,609,813.96	39,078,110,924.59

TOTAL: [A]+[B]+[C]+[D]+[E]

216,561,667,771.71

188,245,790,634.43

Details of Short Term Investment in Bank FDR's

1	Investment with Dena Bank	-	5,000,000,000.00
2	Investment with FD-Central Bank	8,000,000,000.00	12,500,000,000.00
3	Investment Vijaya Bank	-	6,000,000,000.00
4	Investment with Canara Bank	11,500,000,000.00	-
5	Investment with UCO Bank	-	13,000,000,000.00
6	Investment with P&S Bank	3,500,000,000.00	2,500,000,000.00
7	Investment with State Bank of India	20,000,000,000.00	-
TOTAL		43,000,000,000.00	39,000,000,000.00



NEW OKHLA INDUSTRIAL DEVELOPMENT AUTHORITY

CURRENT LIABILITIES & PROVISIONS

S.NO	PARTICULARS	CURRENT YEAR	PREVIOUS YEAR
		<u>2011-2012</u>	<u>2010-2011</u>
1	Sundry Creditors	648,641,565.91	161,450,545.93
2	Deposit from Suppliers and Contractors Works	432,649,160.23	329,185,528.23
3	Deposit from Allottees		
	Industrial	21,614,826,596.06	19,941,872,346.81
	Residential/Gr. Hou./Hou.	98,846,260,945.90	87,566,346,218.08
	Commercial	42,924,044,433.79	27,764,111,628.50
	Institutional	19,400,322,823.68	16,066,313,737.23
4	Securities from Employees	10,348.00	10,348.00
5	Security - water meter	56,898,693.87	56,898,693.87
6	Security Deposit (Cont & Supplier)	602,144,559.63	448,148,148.63
7	Other Liabilities		
	CPF	1,573,902,886.18	1,339,567,719.10
	Other liabilities	53,477,352.84	72,860,685.84
8	<u>Loan against FDR's</u>		
	Loan against FDRs from Vijaya Bank	-	3,330,532,729.00
	Loan against FDRs from UCO Bank	-	2,826,576,690.00
	Loan against FDRs from P&S Bank	(241,453.00)	-
	Loan against FDRs from CBI	4,262,674.00	-
	TOTAL	186,157,200,587.09	159,903,875,019.22



SCHEDULE -6

NEW OKHLA INDUSTRIAL DEVELOPMENT AUTHORITY

EXPENDITURE ON EMPLOYEES

S.NO.	PARTICULARS	CURRENT YEAR	PREVIOUS YEAR
		<u>2011-2012</u>	<u>2010-2011</u>
1	Salaries & Allowances	801,378,259.49	814,335,826.24
2	Contribution towards PF	58,950,923.44	50,299,696.60
3	Medical Expenses	66,263,897.00	82,073,249.00
4	Uniform to Staff	1,960,380.00	677,276.00
5	Honorarium	-	187,460.00
6	Gifts to Staff	21,845,311.00	13,554,089.00
7	Bonus	9,102,367.00	5,996,144.00
8	Employees Welfare	151,442.00	352,000.00
9	Gratuity	19,350,584.00	14,323,231.00
10	Ex-Gratia	275,000.00	325,000.00
11	Leave Salary & Pension Contribution	24,541,677.00	17,778,654.00
	TOTAL	1,003,819,840.93	999,902,625.84



NEW OKHLA INDUSTRIAL DEVELOPMENT AUTHORITYADMINISTRATIVE EXPENSES

S.NO.	PARTICULARS	CURRENT YEAR	PREVIOUS YEAR
		<u>2011-2012</u>	<u>2010-2011</u>
1	Maintenance of Office Building	273,429,530.00	377,266,992.00
2	Maintenance of Vehicles	39,062,070.00	35,963,182.00
3	Printing & Stationery	28,417,597.00	20,438,766.00
4	Travelling & Conveyance	5,902,610.00	4,658,678.00
5	Telephone Expenses	10,452,719.00	10,593,674.00
6	Books & Periodicals	-	30,337.00
7	Postage & Telegraph	674,703.00	270,666.00
8	Maintenance of Office Equipment	9,645,388.00	10,219,316.00
9	Computerisation	6,854,366.00	1,150,000.00
	TOTAL	374,438,983.00	460,591,611.00



SCHEDULE -8

NEW OKHLA INDUSTRIAL DEVELOPMENT AUTHORITY

MISCELLANEOUS EXPENSES

S.NO.	PARTICULARS	CURRENT YEAR	PREVIOUS YEAR
		<u>2011-2012</u>	<u>2010-2011</u>
1	Advertisement Expenses	273,813,147.00	171,030,824.00
2	Sundry Expenses	92,215,382.95	23,282,552.27
3	Legal Expenses	18,755,325.00	33,877,268.00
4	Meeting Expenses	2,312,271.00	1,768,769.00
5	Audit Fee	50,000,000.00	80,000,000.00
6	Consultancy Expenses	14,199,046.00	18,638,890.00
7	Grant to ITTUP	2,721,666.00	1,813,000.00
8	Grant to Gautam Buddha University	4,731,950,000.00	1,732,700,000.00
9	Grant to Udyog Bandhu	11,500,000.00	8,500,000.00
10	Grant to Noida & Greater Noida Shiksha Samiti	-	70,000,000.00
11	Brouchers	1,068,088.00	2,948,010.00
	TOTAL	<u>5,198,534,925.95</u>	<u>2,144,559,313.27</u>



NEW OKHLA INDUSTRIAL DEVELOPMENT AUTHORITY

MAINTENANCE OF PUBLIC AMENITIES

S.NO.	PARTICULARS	CURRENT YEAR	PREVIOUS YEAR
		<u>2011-2012</u>	<u>2010-2011</u>
1	Maintenance of Water Supply	1,918,211,751.00	1,305,870,488.48
2	Maintenance of Roads	1,822,581,115.00	1,786,776,391.00
3	Health and Sanitation	383,965,282.00	289,503,458.00
4	Maintenace of Street Lights	1,023,371,017.89	1,099,598,783.00
5	Maintenance of Drains & Sewerage	951,032,297.00	560,011,453.00
6	Maintenance of Parks	694,117,215.00	539,043,507.21
7	Maintenance of Machinery	143,621,173.00	16,836,585.25
8	Security Expenses	40,378,910.00	34,249,558.00
9	Encroachment Expenses	51,948,201.00	11,016,189.00
10	Maintenance of Green Belt	343,166,721.00	305,570,069.00
	TOTAL	<u>7,372,393,682.89</u>	<u>5,948,476,481.94</u>



SCHEDULE -10

NEW OKHLA INDUSTRIAL DEVELOPMENT AUTHORITY

INTEREST EXPENSES

S.NO.	PARTICULARS	CURRENT YEAR	PREVIOUS YEAR
		<u>2011-2012</u>	<u>2010-2011</u>
1	Interest on Contributory Provident Fund	107,331,131.15	82,944,142.00
2	Interest on Loans against FDRs	151,585,583.00	266,163,035.00
	TOTAL	<u>258,916,714.15</u>	<u>349,107,177.00</u>



SCHEDULE -11

NEW OKHLA INDUSTRIAL DEVELOPMENT AUTHORITY

RENT INCOMES

S.NO.	PARTICULARS	CURRENT YEAR	PREVIOUS YEAR
		<u>2011-2012</u>	<u>2010-2011</u>
1	Lease Rent (Hou./ Resi./Gr.Hou.)	1,049,306,612.95	1,517,085,317.70
2	Lease Rent (Industrial)	705,334,963.58	521,186,252.64
3	Lease Rent (Institutional)	802,834,350.20	574,203,101.78
4	Lease Rent (Commercial)	195,579,230.04	171,793,486.26
5	Rent (Commercial)	3,327,000.00	5,578,362.00
6	Rent -Staff Houses	11,232,137.00	1,711,119.00
	TOTAL	<u>2,767,614,293.77</u>	<u>2,791,557,639.38</u>

Note:- Lease Rent includes One Time Lease Rent also.



NEW OKHLA INDUSTRIAL DEVELOPMENT AUTHORITY

FEES

S.NO.	PARTICULARS	CURRENT YEAR	PREVIOUS YEAR
		<u>2011-2012</u>	<u>2010-2011</u>
A.	<u>DOCUMENTATION CHARGES</u>	13,000.00	32,454.00
	<u>TOTAL</u>	<u>13,000.00</u>	<u>32,454.00</u>
B.	<u>PROCESSING FEES</u>	<u>2011-2012</u>	<u>2010-2011</u>
1	Housing / Residential/Group Housing	16,226,393.00	35,137,081.50
2	Industrial	5,311,300.00	7,026,293.00
3	Commercial	9,405,267.00	25,981,790.00
4	Institutional	1,874,080.00	5,958,824.00
	<u>TOTAL</u>	<u>32,817,040.00</u>	<u>74,103,988.50</u>
C.	<u>TIME EXTENSION CHARGES</u>	<u>2011-2012</u>	<u>2010-2011</u>
1	Housing / Residential/Group Housing	454,054,397.19	350,335,480.70
2	Industrial	91,358,340.50	59,095,541.00
3	Commercial	27,124,150.00	5,345,385.00
4	Institutional	44,677,195.00	73,208,367.00
	<u>TOTAL</u>	<u>617,214,082.69</u>	<u>487,984,773.70</u>
D.	<u>TRANSFER CHARGES</u>	<u>2011-2012</u>	<u>2010-2011</u>
1	Housing / Residential/Group Housing	1,126,059,850.53	866,868,610.33
2	Industrial	195,523,113.50	115,043,970.75
3	Commercial	27,661,271.00	90,653,649.00
4	Institutional	55,952,650.25	84,486,872.00
	<u>TOTAL</u>	<u>1,405,196,885.28</u>	<u>1,157,053,102.08</u>



<u>PENALTY</u>		<u>2011-2012</u>	<u>2010-2011</u>
1	Housing / Residential/Group Housing	45,762,307.10	32,965,729.57
2	Industrial	19,518,608.00	7,549,539.00
3	Commercial	379,372,772.06	28,360,670.42
4	Institutional	10,137,199.00	10,456,816.00
<u>TOTAL</u>		<u>454,790,886.16</u>	<u>79,332,754.99</u>
<u>RENT PERMISSION CHARGES</u>		<u>2011-2012</u>	<u>2010-2011</u>
1	Industrial	16,651,718.60	20,690,042.00
2	Institutional	32,595,418.00	85,947,305.00
<u>TOTAL</u>		<u>49,247,136.60</u>	<u>106,637,347.00</u>
GRAND TOTAL (A+B+C+D+E)		<u>2,559,279,030.73</u>	<u>1,905,144,420.27</u>



SCHEDULE -13

NEW OKHLA INDUSTRIAL DEVELOPMENT AUTHORITY

OTHER MISCELLANEOUS INCOMES

S.NO.	PARTICULARS	CURRENT YEAR	PREVIOUS YEAR
A	<u>FORFITURE</u>	<u>2011-12</u>	<u>2010-2011</u>
1	Housing / Residential/Group Housing	298,487,210.00	557,143.67
2	Commercial	-	136,373.00
	TOTAL	<u>298,487,210.00</u>	<u>693,516.67</u>
B	<u>OTHER INCOMES</u>	<u>2011-12</u>	<u>2010-2011</u>
1	Water and Sewer Charges	196,258,974.64	214,216,895.28
2	Building Plan Fees	1,470,529,241.13	921,611,776.41
3	Road Cutting Charges	32,019,781.00	59,842,000.00
4	Sale of Plants	251,432.00	648,766.00
5	Sundry Receipts	12,173,087.54	13,289,646.00
6	Hoarding/ Advertisement Fee	53,527,183.00	37,031,751.00
7	Restoration Fee	92,449,757.00	43,184,655.50
8	Booking of Community Centre	11,500.00	455,445.00
9	Dividend from Noida Toll Bridge	5,000,000.00	5,000,000.00
10	Parking Charges / Park Booking	18,917,473.00	17,499,258.00
	TOTAL	<u>1,881,138,429.31</u>	<u>1,312,780,193.19</u>
	TOTAL (A+B)	<u>2,179,625,639.31</u>	<u>1,313,473,709.86</u>



NEW OKHLA INDUSTRIAL DEVELOPMENT AUTHORITYSALE OF FORMS

S.NO.	PARTICULARS	CURRENT YEAR	PREVIOUS YEAR
		<u>2011-2012</u>	<u>2010-2011</u>
1	Industrial	3,900.00	-
2	Housing / Residential	149,700.00	878,350.00
3	Commercial	126,100.00	20,000.00
4	Institutional	16,400.00	-
5	Sale of Tender Forms	13,133,693.00	11,734,103.00
	TOTAL	13,429,793.00	12,632,453.00



SCHEDULE -15

NEW OKHLA INDUSTRIAL DEVELOPMENT AUTHORITY

INTEREST INCOMES

S.NO.	PARTICULARS	CURRENT YEAR	PREVIOUS YEAR
		<u>2011-2012</u>	<u>2010-11</u>
1	Interest from Investments in Bank FDRs & Loans	8,363,303,944.43	6,275,225,997.44
2	Interest on Lease Rent	147,408,628.23	309,968,315.75
3	Interest on Staff Advances	817,820.00	761,734.00
4	Interest on Saving Bank A/c	109,654,932.46	122,201,646.77
5	Interest from Allottees	1,492,695,840.40	2,426,170,677.82
	TOTAL	10,113,881,165.52	9,134,328,371.78



NEW OKHLA INDUSTRIAL DEVELOPMENT AUTHORITY

SCHEDULE-16

NOTES ON ACCOUNTS

(Forming part of Balance Sheet and Income and Expenditure Account)

1. The Accounting Policies not specifically referred to otherwise are consistent with the earlier years.
2. Accounts have been prepared on cash basis as per the past prevailing practice of the Authority i.e. all payments and incomes are accounted on receipt basis.
3. Fixed Assets are recorded at cost which includes all direct and indirect expenses upto date of acquisition, installation and put to use.
4. Depreciation on the fixed assets has been charged on WDV basis, at the rates prescribed under the Income Tax Act, 1961.
5. Stores & Spares are valued at cost.
6. Retirement Benefits in the form of provident fund are defined contribution schemes and the contributions are charged to Income & Expenditure account when the contributions to the respective funds are due.
7. Surplus of incomes over expenditure of the year has been appropriated in the proportion of 60:40 between Fund for Maintenance & Creation of Public Utilities and Fund for New Infrastructure Facilities as per past prevailing practice.
8. Sales entries of the leased out properties have not been booked in the Income and Expenditure Account and corresponding cost of land and development thereon too has not been booked in the Income and Expenditure Account.
9. Figures and schedules have been regrouped / rearranged, wherever necessary.

