
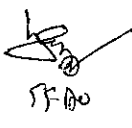



BALANCE SHEET AS AT 31 ST MARCH 2011


A	SOURCES OF FUNDS	SCH. NO	CURRENT YEAR	PREVIOUS YEAR
1	Fund for New Infrastructure Facilities	1	11,733,122,213.66	10,367,713,088.92
2	Fund for Maintenance & Creation of Public Utilities	1	17,599,683,319.45	15,551,569,632.35
	TOTAL		29,332,805,533.11	25,919,282,721.27
B	APPLICATION OF FUNDS			
1	Fixed Assets Net Block	2	351,865,917.90	283,402,283.30
2	Investments	3	639,024,000.00	639,024,000.00
3	Current Assets, Loans & Advances	4	188,245,790,634.43	158,680,171,770.21
4	LESS: Current Liabilities & Provisions	5	159,903,875,019.22	133,683,317,332.24
5	Net Current Assets		28,341,915,615.21	24,996,856,437.97
6	Notes on Accounts	16		
	TOTAL		29,332,805,533.11	25,919,282,721.27

  
CFO FC


 
ACEO CEO

As per our Compilation Report of even date

For & on Behalf of
BIHARDWARAJ BHARDWAJ & CO.
Chartered Accountants


RAY M. P. SINGH
Partner

सम्पत्तिका आपत्तियों के अधीन सत्प्रतिपात।



सहायक निदेशक
स्थानीय निधि लेखा परीक्षा विभाग उ. प्र.
औद्योगिक विकास प्राधिकरण
इलाहाबाद नोएडा (गौतम बुद्ध नगर)



Place : Noida
Date :

INCOME AND EXPENDITURE A/C FOR THE YEAR 2010-2011



S.NO.	PARTICULARS	SCH. NO.	CURRENT YEAR	PREVIOUS YEAR
A	<u>INCOMES</u>			
1	Rent	11	2,791,568,639.38	1,479,579,364.15
2	Fees	12	1,905,144,420.27	953,034,556.48
3	Other Incomes	13	1,313,462,709.86	1,331,739,080.41
4	Sale Of Forms	14	12,632,453.00	12,197,408.00
5	Interest	15	9,134,328,371.78	6,137,083,108.75
	TOTAL INCOMES *		15,157,136,594.29	9,913,633,517.79
B.	<u>EXPENDITURES</u>			
1	Expenditure On Employees	6	999,902,625.84	579,343,673.07
2	Office Expenses	7	460,591,611.00	263,701,883.51
3	Miscellaneous Expenses	8	2,144,559,313.27	1,914,650,759.43
4	Expenditure On Public Amenities	9	5,948,476,481.94	3,077,783,276.18
5	Depreciation	2	62,328,860.40	51,903,649.05
6	Development Of Villages	-	1,778,647,713.00	1,109,460,995.00
7	Interest Expenses	10	349,107,177.00	106,293,154.07
	Excess of Income Over Expenditure		3,413,522,811.84	2,810,496,127.48
8	Appropriation For New Infrastructure Facilities @40% of Excess of Income over Expenditure		1,365,409,124.73	1,124,198,450.99
9	Appropriation for Maintenance & Creation of Public Utilities @60% of Excess of Income over Expenditure		2,048,113,687.10	1,686,297,676.49
	Notes on Accounts	16		






As per our Compilation Report of even date


 For & on Behalf of
RAY BHARDWAJ & CO.
 Chartered Accountants

M. P. SINGH
 Partner

सम्प्रीकृत आपत्तियों के अधीन स्थापित।


 सम्प्रीकृत विदेशी
 सार्वजनिक सेवाओं के लिए निष्पक्षता से
 और निष्पक्षता से प्रदान किया गया है
 नारायण प्रोबेशन बुक नं. 10

Place : Noida
Date :

NEW OKHLA INDUSTRIAL DEVELOPMENT AUTHORITY


FUNDS FOR NEW INFRASTRUCTURE FACILITIES , MAINTENANCE & CREATION OF PUBLIC UTILITIES

<u>S.NO.</u>	<u>PARTICULARS</u>	<u>CURRENT YEAR</u> <u>2010-2011</u>	<u>PREVIOUS YEAR</u> <u>2009-2010</u>
1	<u>FUND FOR NEW INFRASTRUCTURE FACILITIES</u>		
	Opening Balance	10,367,713,088.92	9,243,514,637.93
	Current Year	1,365,409,124.73	1,124,198,450.99
	TOTAL	<u>11,733,122,213.66</u>	<u>10,367,713,088.92</u>
2	<u>FUND FOR MAINTENANCE & CREATION OF PUBLIC UTILITIES</u>		
	Opening Balance	15,551,569,632.35	13,865,271,955.86
	Current Year	2,048,113,687.10	1,686,297,676.49
	TOTAL	<u>17,599,683,319.45</u>	<u>15,551,569,632.35</u>
	TOTAL FUNDS	<u>29,332,805,533.11</u>	<u>25,919,282,721.27</u>



NEW OKHLA INDUSTRIAL DEVELOPMENT AUTHORITY											
Schedule of Fixed Assets as on 31.03.2011											
S.NO.	Particular	Dep. Rate	Balance as on 1.4.2010	Addition before 30.09.2010	Addition after 01.10.2010	Sold during 2010-2011	Total as on 31.03.2011	Dep. for the year 2010-11	Dep. up to 31.03.2010	Dep. up to 31.03.2011	Bal. on 31.03.2011
1	Building	10%	67,866,321.66				67,866,321.66	6,786,632.17	133,173,716.55	139,960,348.71	61.0
2	Furniture & Fixtures	10%	62,139,445.24	35,502,379.00	7,875,882.00		105,517,706.24	10,157,976.52	33,002,687.67	43,160,664.19	95.3
3	Vehicles	15%	25,407,438.32		14,685,493.00		37,767,728.32	4,563,747.27	33,896,794.25	38,460,541.52	33.2
4	Office Equipment	15%	28,162,431.23	10,507,525.00	20,246,305.00	2,325,203.00	58,916,261.23	7,318,966.31	29,245,032.45	36,563,998.76	51.5
5	Other (Machinery)	15%	87,090,380.31	1,332,740.00	16,242,118.00		104,665,238.31	14,481,626.90	135,093,497.21	149,575,124.11	90.1
6	Guest house Lucknow	10%	489,388.69				489,388.69	48,938.87	2,532,360.59	2,581,299.46	4
7	Electrical Fitting	15%	178,420.12				178,420.12	26,763.02	2,545,243.97	2,572,006.99	1
8	Computer	60%	12,068,457.75	12,285,193.00	14,440,063.00		38,793,713.75	18,944,209.35	58,357,405.98	77,301,615.33	19.8
	Total		283,402,283.30	59,627,837.00	73,489,861.00	2,325,203.00	414,194,778.31	62,328,860.40	427,846,738.67	490,175,599.08	351.8

NOTE: Depreciation on Fixed Assets put to use on or after 1-10-2010 is calculated at 50% of the rates given hereabove



NEW OKHLA INDUSTRIAL DEVELOPMENT AUTHORITY

INVESTMENTS AS ON 31.03.2011

<u>S.NO</u>	<u>INVESTMENTS</u>	<u>CURRENT YEAR</u> <u>2010-2011</u>	<u>PREVIOUS YEAR</u> <u>2009-2010</u>
1	Investment with Taj Expressway Ind. Dev. Authority	50,000,000.00	50,000,000.00
2	Investment in UPFC Shares	201,424,000.00	201,424,000.00
3	Investment in UP Infrastructure Bond	20,000,000.00	20,000,000.00
4	Investment in PICUP Share	250,000,000.00	250,000,000.00
5	Investment in Uptron Powertronics	7,600,000.00	7,600,000.00
6	Investment in PICUP Bonds	10,000,000.00	10,000,000.00
7	Investment in Shares of Noida Toll Bridge Co. Ltd.	100,000,000.00	100,000,000.00
	TOTAL	639,024,000.00	639,024,000.00



NEW OKHLA INDUSTRIAL DEVELOPMENT AUTHORITYCURRENT ASSETS, LOAN & ADVANCES AS ON 31.03.2011

S.NO	PARTICULAR	CURRENT YEAR	PREVIOUS YEAR
		<u>2010-2011</u>	<u>2009-2010</u>
1	<u>STOCK</u>		
	Stock & Stores	4,369,358.00	8,666,246.48
	Total [A]	4,369,358.00	8,666,246.48
2	Building Under Construction		
	Residential	797,631,010.29	797,631,010.29
	Commercial	130,532,305.20	130,532,305.20
	Industrial	44,247,117.95	44,247,117.95
	TOTAL [B]	972,410,433.44	972,410,433.44
3	<u>LOAN & ADVANCES</u>		
	Advance to Companies	-	57,826,762.00
	Advances to staff	49,068,726.04	54,825,892.04
	Advance to Contractor and Supplier	-	56,829,892.21
	Loan to U.P Textiles Corporation	93,919,851.34	93,919,851.34
	Advance to Govt. Institution	10,000,000.00	10,159,083,543.76
	Advance to Other Institution	750,000.00	3,185,166.51
	Deposit Works	14,046,906.32	11,322,511.79
	Advances to Institution for works	-	13,459,274,364.91
	Loan to U.P. Handloom Corp.	50,000,000.00	50,000,000.00
	Loan to Yamuna Expressway Authority	40,000,000,000.00	10,000,000,000.00
	Express Highway	-	1,535,929,369.49
	TOTAL [C]	40,217,785,483.70	35,482,197,354.05



4 OTHER CURRENT ASSETS

Work In Progress	66,222,457,343.29	33,544,897,305.40
Land	30,753,620,053.18	19,184,537,786.18
Balance with ADM (LA)	10,872,178,612.23	20,675,948,988.23
Amount Receivable Against ESI	6,698,950.00	6,698,950.00
Amount Receivable From Contractors	7,786,464.00	7,786,464.00
Amount Receivable from G. NOIDA Authority	50,000,000.00	50,000,000.00
TDS Receivable form Bank of Baroda	60,373,012.00	-
TOTAL [D]	107,973,114,434.70	73,469,869,493.81


5 CASH & BANK BALANCES

Cash in hand	409,548.00	539,174.00
Balance with Banks	(143,324,290.28)	1,275,902,082.96
Investments in Flexi Deposits	221,025,666.87	1,790,588,985.47
Investments in Bank FDR's	39,000,000,000.00	45,680,000,000.00
TOTAL [E]	39,078,110,924.59	48,747,030,242.43

TOTAL [A]+[B]+[C]+[D]+[E] **188,245,790,634.43** **158,680,173,770.21**

Details of Investment in Bank FDR's


1	Investment with Dena Bank	5,000,000,000.00	-
2	Investment with FD-Central Bank	12,500,000,000.00	8,680,000,000.00
3	Investment Vijaya Bank	6,000,000,000.00	-
4	Investment with Bank of Baroda	-	12,000,000,000.00
5	Investment with UCO Bank	13,000,000,000.00	18,000,000,000.00
6	Investment with P&S Bank	2,500,000,000.00	7,000,000,000.00
	TOTAL	39,000,000,000.00	45,680,000,000.00



NEW OKHLA INDUSTRIAL DEVELOPMENT AUTHORITY

CURRENT LIABILITIES & PROVISIONS

S.NO	PARTICULARS	CURRENT YEAR	PREVIOUS YEAR
		<u>2010-2011</u>	<u>2009-2010</u>
1	Sundry Creditors	161,450,545.93	161,450,545.93
2	Deposit from Suppliers and Contractors Works	329,185,528.23	305,962,276.23
3	Deposit from Allottees		
	Industrial	19,941,872,346.81	19,216,622,688.48
	Residential	87,566,346,218.08	75,103,040,174.10
	Commercial	27,764,111,628.50	23,780,001,191.25
	Institutional	16,066,313,737.23	13,505,862,857.65
4	Securities from Employees	10,348.00	10,348.00
5	Security - water meter	56,898,693.87	56,898,693.87
6	Security Deposit (Cont & Supplier)	448,148,148.63	438,852,125.63
7	Other Liabilities		
	CPF	1,339,567,719.10	1,072,546,831.26
	Other liabilities	72,860,685.84	42,069,599.84
8	<u>Loan against FDR's</u>		
	Loan against FDRs from Vijaya Bank	3,330,532,729.00	-
	Loan against FDRs from UCO Bank	2,826,576,690.00	-
	TOTAL	159,903,875,019.22	133,683,317,332.24



SCHEDULE -6

NEW OKHLA INDUSTRIAL DEVELOPMENT AUTHORITY

EXPENDITURE ON EMPLOYEES

S.NO.	PARTICULARS	CURRENT YEAR	PREVIOUS YEAR
		<u>2010-2011</u>	<u>2009-2010</u>
1	Salaries & Allowances	814,335,826.24	455,569,704.71
2	Contribution towards PF	50,299,696.60	36,853,185.36
3	Medical Expenses	82,073,249.00	41,966,342.00
4	Uniform to Staff	677,276.00	3,283,617.00
5	Honorarium	187,460.00	264,405.00
6	Gifts to Staff	13,554,089.00	12,710,776.00
7	Bohus	5,996,144.00	5,640,382.00
8	Employees Welfare	352,000.00	826,382.00
9	Gratuity	14,323,231.00	13,397,868.00
10	Ex-Gratia	325,000.00	400,000.00
11	Leave Salary & Pension Contribution	17,778,654.00	8,431,011.00
TOTAL		<u>999,902,625.84</u>	<u>579,343,673.07</u>




SCHEDULE -7

NEW OKHLA INDUSTRIAL DEVELOPMENT AUTHORITY

ADMINISTRATIVE EXPENSES

S.NO.	PARTICULARS	CURRENT YEAR	PREVIOUS YEAR
		<u>2010-2011</u>	<u>2009-2010</u>
1	Maintenance of Office Building	377,266,992.00	202,984,111.00
2	Maintenance of Vehicles	35,963,182.00	28,163,424.00
3	Printing & Stationery	20,438,766.00	12,314,692.00
4	Travelling & Conveyance	4,658,678.00	4,801,476.00
5	Telephone Expenses	10,593,674.00	9,522,030.51
6	Books & Periodicals	30,337.00	39,260.00
7	Postage & Telegraph	270,666.00	310,902.00
8	Maintenance of Office Equipment	10,219,316.00	5,206,599.00
9	Computerisation	1,150,000.00	359,389.00
	TOTAL	460,591,611.00	263,701,883.51




SCHEDULE -8

NEW OKHLA INDUSTRIAL DEVELOPMENT AUTHORITY

MISCELLANEOUS EXPENSES

S.NO.	PARTICULARS	CURRENT YEAR	PREVIOUS YEAR
		<u>2010-2011</u>	<u>2009-2010</u>
1	Advertisement Expenses	171,030,824.00	122,673,101.00
2	Sundry Expenses	23,282,552.27	13,557,113.43
3	Legal Expenses	33,877,268.00	29,574,384.00
4	Meeting Expenses	1,768,769.00	1,204,691.00
5	Audit Fee	80,000,000.00	50,000,000.00
6	Consultancy Expenses	18,638,890.00	15,637,352.00
7	Grant to ITTUP	1,813,000.00	1,672,500.00
8	Grant to Gautam Buddha University	1,732,700,000.00	1,674,663,625.00
9	Grant to Udyog Bandhu	8,500,000.00	3,750,000.00
10	Grant to Noida & Greater Noida Shiksha Samiti	70,000,000.00	-
11	* Brouchers	2,948,010.00	1,917,993.00
	TOTAL	<u>2,144,559,313.27</u>	<u>1,914,650,759.43</u>




SCHEDULE -9

NEW OKHLA INDUSTRIAL DEVELOPMENT AUTHORITY

MAINTENANCE OF PUBLIC AMENITIES

S.NO.	PARTICULARS	CURRENT YEAR	PREVIOUS YEAR
		<u>2010-2011</u>	<u>2009-2010</u>
1	Maintenance of Water Supply	1,305,870,488.48	963,327,517.00
2	Maintenance of Roads	1,786,776,391.00	996,600,074.00
3	Health and Sanitation	289,503,458.00	251,453,045.00
4	Maintenace of Street Lights	1,099,598,783.00	218,528,717.00
5	Maintenance of Drains & Sewerage	560,011,453.00	306,109,842.18
6	Maintenance of Parks	539,043,507.21	221,294,141.00
7	Maintenance of Machinery	16,836,585.25	41,972,948.00
8	Security Expenses	34,249,558.00	28,676,128.00
9	Encroachment Expenses	11,016,189.00	10,226,380.00
10	Maintenance of Green Belt	305,570,069.00	39,594,484.00
	TOTAL	<u>5,948,476,481.94</u>	<u>3,077,783,276.18</u>



SCHEDULE -10

NEW OKHLA INDUSTRIAL DEVELOPMENT AUTHORITY

INTEREST EXPENSES

S.NO.	PARTICULARS	CURRENT YEAR	PREVIOUS YEAR
		<u>2010-2011</u>	<u>2009-2010</u>
1	Interest on Contributory Provident Fund	82,944,142.00	73,514,601.07
2	Interest on Loans against FDRs	266,163,035.00	32,778,553.00
	TOTAL	<u>349,107,177.00</u>	<u>106,293,154.07</u>



SCHEDULE -11

NEW OKHLA INDUSTRIAL DEVELOPMENT AUTHORITY

RENT INCOMES

S.NO.	PARTICULARS	CURRENT YEAR	PREVIOUS YEAR
		<u>2010-2011</u>	<u>2009-2010</u>
1	Lease Rent (Housing / Residential)	1,517,085,317.70	558,275,632.97
2	Lease Rent (Industrial)	521,186,252.64	290,219,879.91
3	Lease Rent (Institutional)	574,203,101.78	394,333,893.68
4	Lease Rent (Commercial)	171,793,486.26	197,609,289.99
5	Rent (Commercial)	5,578,362.00	5,408,222.30
6	Rent (Residential/Housing)	-	8,938,335.90
7	Rent -Staff Houses	1,711,119.00	1,903,037.00
8	Rent (Other)	11,000.00	22,891,072.40
	TOTAL	<u>2,791,568,639.38</u>	<u>1,479,579,364.15</u>

Note:- Lease Rent includes One Time Lease Rent also.




NEW OKHLA INDUSTRIAL DEVELOPMENT AUTHORITY

FEES


S.NO.	PARTICULARS	CURRENT YEAR	PREVIOUS YEAR
		<u>2010-2011</u>	<u>2009-2010</u>
A.	<u>DOCUMENTATION CHARGES</u>	32,454.00	284,343.00
	<u>TOTAL</u>	<u>32,454.00</u>	<u>284,343.00</u>
B.	<u>PROCESSING FEES</u>	<u>2010-2011</u>	<u>2009-2010</u>
1	Housing / Residential	35,137,081.50	35,057,773.00
2	Industrial	7,026,293.00	4,434,217.50
3	Commercial	25,981,790.00	6,263,283.00
4	Institutional	5,958,824.00	2,159,079.00
	<u>TOTAL</u>	<u>74,103,988.50</u>	<u>47,914,352.50</u>
C.	<u>TIME EXTENSION CHARGES</u>	<u>2010-2011</u>	<u>2009-2010</u>
1	Housing / Residential	350,335,480.70	211,776,602.00
2	Industrial	59,095,541.00	85,833,579.00
3	Commercial	5,345,385.00	5,210,028.00
4	Institutional	73,208,367.00	57,071,747.00
	<u>TOTAL</u>	<u>487,984,773.70</u>	<u>359,891,956.00</u>

NEW OKHLA INDUSTRIAL DEVELOPMENT AUTHORITY

D.	<u>TRANSFER CHARGES</u>	<u>2010-2011</u>	<u>2009-2010</u>
1	Housing / Residential	866,868,610.33	372,201,137.00
2	Industrial	115,043,970.75	72,620,544.00
3	Commercial	90,653,649.00	10,026,065.00
4	Institutional	84,486,872.00	287,655.00




<u>TOTAL</u>		<u>1,157,053,102.08</u>	<u>455,135,401.00</u>
E.	<u>PENALTY</u>	<u>2010-2011</u>	<u>2009-2010</u>
1	Housing / Residential	32,965,729.57	27,810,433.57
2	Industrial	7,549,539.00	18,472,400.00
3	Commercial	28,360,670.42	1,941,814.21
4	Institutional	10,456,816.00	2,004,519.00
	<u>TOTAL</u>	<u>79,332,754.99</u>	<u>50,229,166.78</u>
F.	<u>RENT PERMISSION CHARGES</u>	<u>2010-2011</u>	<u>2009-2010</u>
1	Industrial	20,690,042.00	18,724,013.40
2	Institutional	85,947,305.00	20,855,323.80
	<u>TOTAL</u>	<u>106,637,347.00</u>	<u>39,579,337.20</u>
GRAND TOTAL (A+B+C+D+E)		<u>1,905,144,420.27</u>	<u>953,034,556.48</u>



NEW OKHLA INDUSTRIAL DEVELOPMENT AUTHORITY

OTHER MISCELLANEOUS INCOMES


S.NO.	PARTICULARS	CURRENT YEAR	PREVIOUS YEAR
A	<u>FORFITURE</u>	<u>2010-2011</u>	<u>2009-2010</u>
1	Housing / Residential	557,143.67	147,730.00
2	Commercial	136,373.00	-
	TOTAL	693,516.67	147,730.00
B	OTHER INCOMES	<u>2010-2011</u>	<u>2009-2010</u>
1	Water and Sewer Charges	214,216,895.28	181,654,300.25
2	Building Plan Fees	921,611,776.41	1,087,233,005.16
3	Road Cutting Charges	59,842,000.00	25,415,700.00
4	Sale of Plants	648,766.00	85,320.00
5	Sundry Receipts	13,278,646.00	16,438,081.00
6	Hoarding/ Advertisement Fee	37,031,751.00	-
7	Restoration Fee	43,184,655.50	6,535,525.00
8	Booking of Community Centre	455,445.00	466,957.00
9	Dividend from Noida Toll Bridge	5,000,000.00	-
10	Parking Charges / Park Booking	17,499,258.00	13,762,462.00
	TOTAL	1,312,769,193.19	1,331,591,350.41
	TOTAL (A+B)	1,313,462,709.86	1,331,739,080.41



NEW OKHLA INDUSTRIAL DEVELOPMENT AUTHORITY

SALE OF FORMS

S.NO.	PARTICULARS	CURRENT YEAR	PREVIOUS YEAR
		<u>2010-2011</u>	<u>2009-2010</u>
1	Industrial	-	678,770.00
2	Housing / Residential	878,350.00	3,788,329.00
3	Commercial	20,000.00	19,040.00
4	Institutional	-	4,347,210.00
5	Sale of Tender Forms	11,734,103.00	3,364,059.00
	TOTAL	12,632,453.00	12,197,408.00



SCHEDULE -15

NEW OKHLA INDUSTRIAL DEVELOPMENT AUTHORITY

INTEREST INCOMES

S.NO.	PARTICULARS	CURRENT YEAR	PREVIOUS YEAR
		<u>2010-2011</u>	<u>2009-2010</u>
1	Interest from Investments in Bank FDRs & Loans	6,275,225,997.44	5,787,946,891.52
2	Interest on Lease Rent	309,068,315.75	27,670,057.80
3	Interest on Staff Advances	761,734.00	771,546.00
4	Interest on Saving Bank A/c	122,201,646.77	37,829,142.88
5	Interest from Allottees	2,426,170,677.82	282,865,470.55
	TOTAL	<u>9,134,328,371.78</u>	<u>6,137,083,108.75</u>



NEW OKHLA INDUSTRIAL DEVELOPMENT AUTHORITY

SCHEDULE-16

NOTES ON ACCOUNTS

(Forming part of balance sheet and income and expenditure account)

1. The Accounting Policies not specifically referred to otherwise are consistent with the earlier years.
2. Accounts have been prepared on cash basis as per the past prevailing practice of the Authority i.e. all payments and incomes are accounted on receipt basis.
3. Fixed Assets are recorded at cost which includes all direct and indirect expenses upto date of acquisition, installation and put to use.
4. Depreciation on the fixed assets has been charged on WDV basis, at the rates prescribed under the Income Tax Act, 1961.
5. Long Term Investments are stated at cost. Further Investments in Bank FDR's have been shifted from Investment to Current Assets because nature of these FDR's is short term and Loan taken against these FDR's is shown under Current Liability.
6. Stores & Spares are valued at cost.
7. Retirement Benefits in the form of provident fund are defined contribution schemes and the contributions are charged to Income & Expenditure account when the contributions to the respective funds are due.
8. Surplus of incomes over expenditure of the year has been appropriated in the proportion of 60:40 between Fund for Maintenance & Creation of Public Utilities and Fund for New Infrastructure Facilities as per past prevailing practice.
9. Sales entries of the leased out properties have not been booked in the Income and Expenditure Account and corresponding cost of land and development thereon too has not been booked in the Income and Expenditure Account.
10. Figures and schedules have been regrouped / rearranged, wherever necessary.

